

How to Access Library Resources

Here is a how-to guide for the 4 easiest options to get access to the resources you need.

1. E-textbooks (Perlego)

[Here's a Link!](#)

2. Online Journals/ Bible Journals/ e-books (EBSCO)

[Online Journal Link](#)

3. Holds on our Circulating Materials

[Catalogue link here.](#)

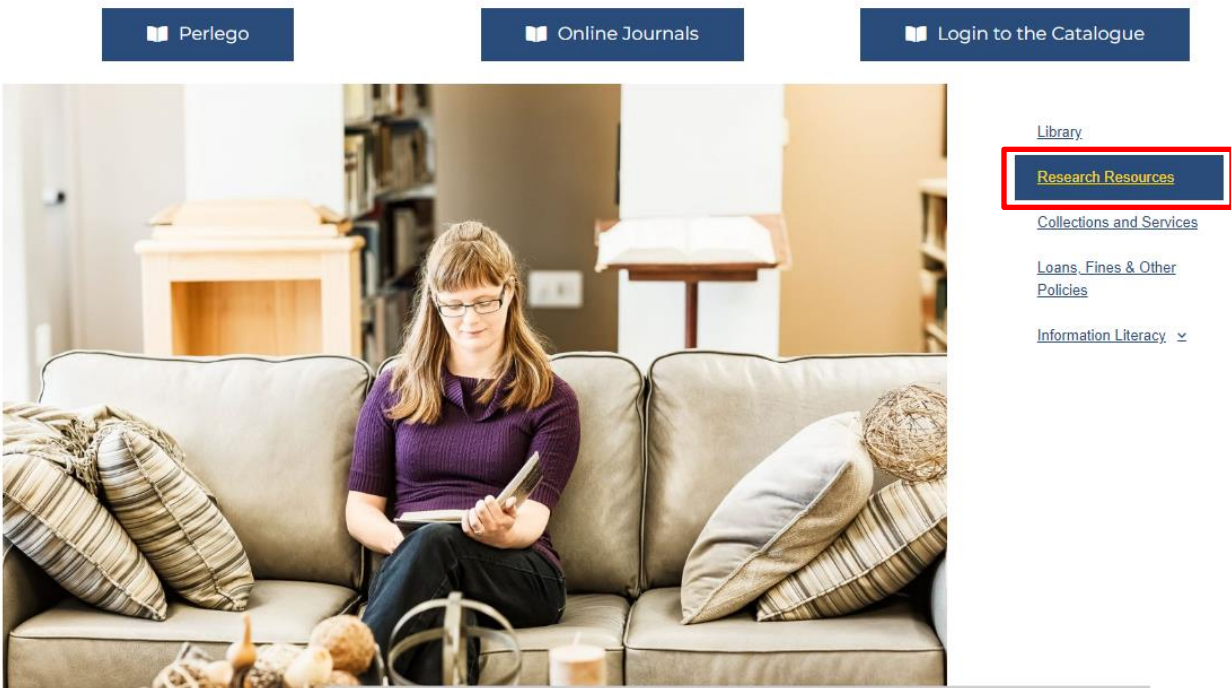
4. Reference Book Appointments

Make an appointment with this email: library@abccampus.ca

EBSCO e-books

Instructions



Our EBSCO e-books can be accessed most easily from the '[Research Resources](#)' page on the Library Website.





Resources for you!

[Library Catalogue](#) [Bible Journals](#) [Perlego](#)
[e-Books](#) [Counselling Videos](#)
[Interlibrary Loans](#) [Lyrics & Chords](#)
[Calgary Public Library](#)
[Personalized Research Guidance](#)

<h3>Library Catalogue (KOHA)</h3>  <p>Search the Library Catalogue</p> <p>▶ More Information</p>	<h3>Bible Journals</h3>  <p>Search our Bible Journals</p> <p>▶ More Information</p>	<h3>Online Textbooks</h3> <h1>Perlego</h1> <p>Explore Perlego</p> <p>▶ More Information</p>
---	--	---

Login

Next, click on the link that says 'Search our bible journals'. That'll take you to a login page. Your login will be your ABC email address and your PIN. If the login DOESN'T look like either of these pictures below, you've got a broken link. Report it to me and I'll fix it.



Please enter your Alberta Bible College e-mail address:
Please enter your password (last four digits of your phone number):

Or

← Back

Sign in with MyEBSCO


Don't have an account? [Create an account](#)

MyEBSCO username or email address

Password or PIN

[Forgot your password?](#)

Sign in

 Sign in with Google

Searching

The next step is searching. Some of the most common resources students need to cite are Bible Dictionaries and Encyclopedias. Keeping things basic, I just typed in 'dictionary' in the search bar. That came up with about 40 results, with 10 results on each page (the encyclopedia got 16). I'd consider that a pretty reasonable number to scroll through, so I'd look through until I found one that seemed like it was either really related to my topic or a good general resource. Then click on the link (its title). If you do a different search and get way more than 40 results, you can narrow the search using the filters on the left-hand side. Or, if you get no results, try removing some of the words from your search. More words create a more specific search which can be good or bad depending on what you need.

Reading

On the left-hand side near the top, there should be a link that says 'PDF Full Text' or 'EPUB'. Click on that to open the book. You are now reading it! You can use the Table of Contents (most books have one) to more quickly navigate to where you need to go, otherwise, it's just like a normal book. Like MOST normal physical books, be aware that only one person can read it at a time. That's why we tend to ask that, once you've found the pages you're interested in, you save the pages using the button at the top and then close out of the resource so that others can use it. (I just press the back button.)

Learning to use our online resources is a REALLY good idea as everything is moving more in that direction, so if you have any troubles, or if something still isn't clear, please don't hesitate to ask me to explain. Email library@abccampus.ca.

Online Journals

Access Instructions

Our online journals work similarly to e-books. You can find them starting from the same place (the [Research Resources](#) page) but when you get down to the section this time click on the ATLA link. It's going to ask you to sign in again, and it's the same login information as with the e-books.

The screenshot shows the EBSCOhost search interface. The search bar contains 'Jonathan, Son of Saul'. The search results are displayed on the right, and a sidebar on the left contains various filters. Three red arrows point from the sidebar to specific search results.

Search Results: 1 - 10 of 28

1 Saul, Jonathan and the 'Son of Jesse'

By: Lawton, Robert B. Source: Journal for the Study of the Old Testament.
Subjects: David, King of Israel; Jonathan, son of Saul, Saul, King of Isra

Academic Journal PDF Full Text (866969 bytes)

By: Bar, Shaul. Source: Jewish Bible Quarterly, 47 no 2 Apr - Jun 2019, p

Subjects: Saul, King of Israel; Jonathan, son of Saul, David, King of Isra

Academic Journal PDF Full Text (2692631 bytes)

By: Howard, Cameron B R. Source: Word & World, 36 no 1 Wint 2016, p 1

Subjects: Jacob, (Biblical patriarch); Esau, (Biblical figure); David, King o

rulers in the Old Testament; Violence in the Bible; Rape in the Bible; Prost

Periodical PDF Full Text (2990908 bytes)

By: Fleming, Erin E. Source: Journal of Biblical Literature, 135 no 1 2016,

Subjects: Moran, William L, 1921-2000; David, King of Israel; Jonathan,

Searching/Limiting

Searching is where the biggest difference comes in. Our e-book collection has about 1200 items. Our online journal collection has about 14,000. You can be a lot more specific with your search terms until you find something that is precisely what you want. Feel free to keep changing around your searches, adding or taking away words until you feel comfortable with the amount of results. Remember, you can also use the filters on the sidebar to limit it to more recent articles.

Reading

When you've found something, just like e-books, click on the title of the article, and then click on the PDF link on the left hand side.

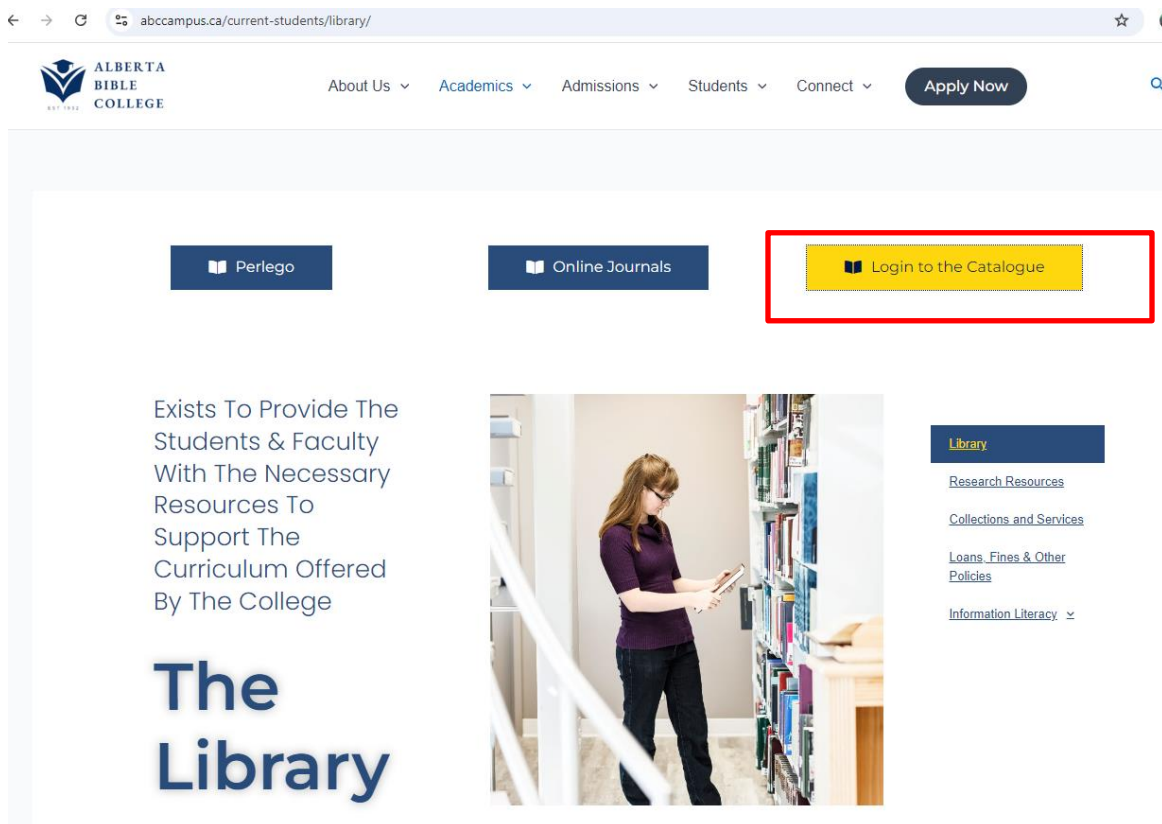
Of all the resources we have, our online journals are probably the MOST useful. And I'm saying that as a librarian, keeper of books. They are the easiest way to find sources for papers and learning to navigate them well will supremely help your academic career.

Holds

Holds can be placed through the library catalogue on almost any book in ABC's or CSBS's collection.

Logging in to the Catalogue

You can get to the catalogue by pressing the 'Login to the Catalogue' button at the top right hand corner of the library website, or by [just clicking this link here](#).



When you get there you're going to need to log in, this time hiding on the right hand side of the page. I have set ALL student up with a library account, so your username will be your ABC email address and your password is the last 4 digits of your phone number. Email me at library@abccampus.ca if you have any difficulties.

Searching

Anyways, you're into the catalogue now. Yay! Next, search for what you want in the top bar. You'll probably get many responses, and you can (again) narrow those down using the sidebar on the left to find what you want. But let me give you a couple of tips of things you should notice.

ALBERTA BIBLE COLLEGE

Search Library catalog ▾ All libraries ▾ Go

Advanced search | Tag cloud

Home

- Alberta Bible College Library
- ATLA Religion Database with Serials
- Christian Periodical Index
- Electronic Book Collection

Welcome to the Southern Alberta Libraries of Theology Library Catalogue!

- To search for items, use the search box at the top of the screen.
- Log into "Your Account" to see when your items are due, to place holds, and to renew items.

Need help? Contact your library for assistance.

Alberta Bible College:
 library@abccampus.ca ; 403.282.2994 ext 234

Kathy Seidler, Library Director, CSBS & College:
 library@csbs.ca ; 403-932-6622 x240.

Log in to your account:

Login:

Password:

Log in

Tips and Tricks

1. It automatically sorts alphabetically, not with the most relevant options like the other databases. To change that click the drop down menu on the top right and change it to 'relevant'.
2. At the bottom of each item's record there will be a heading that says 'availability'. Pay attention to that. That'll tell you if it's at ABC or CSBS. If it's at CSBS we can still get it to you (*unless* it's an e-resource, so check for that) but it'll take longer. If you don't want to bother with CSBS items can restrict your search to just ABC items on the left (but their library is much larger than ours).

Philippians / Stephen E. Fowl.

by Fowl, Stephen E.

Material type: Text; Format: print ; Literary form: Not fiction

Publisher: Grand Rapids, Mich. : W.B. Eerdmans Pub. Co., c2005

Online access: [Contributor biographical information](#) | [Publisher description](#)

Availability: **Items available for loan:** Canadian Southern Baptist Seminary & College [Call number: BS 2705.53 .F69 2005] (1).

Place hold Add to your cart

3. Also in the availability bar it will tell you the call number of the item and whether it's a reference book. Pay attention to that. You can't put reference books on hold (more information in the next section).

Placing a Hold Summary


The '[How to Get a Hold](#)' handout should get you through the rest, but a speed version is: Click on the item, then click 'place a hold' on the top right. (If it's not there then you're probably looking at a CSBS e-resource.) That'll trigger me pulling the book off of the shelf.

Reference Book Appointments

If you find a reference book you want the information from while you're searching the catalogue, email me at library@abccampus.ca. You can still view Reference books on campus in the library like before, but you'll need to set up an appointment with me.


Paul's Letter to the Philippians / by Gordon D. Fee.

by Fee, Gordon D.

Material type:  Text; Format: print; Literary form: Not fiction

Publisher: Grand Rapids, Mich. : W.B. Eerdmans Pub. Co., c1995

Availability: **Items available for reference:** Alberta Bible College [Call number: REF 225.77 .N49 v.11] (1), Canadian Southern Baptist Seminary & College [Call number: REF B5 2341.2 .N47 v.11b] (1).

 Add to your cart

